



Food and Beverage



Pall SUPRADisc™ II Depth Filter Modules

The design makes the difference

Filtration. Separation. Solution.SM

FBSUPRADISCENb

Pall SUPRAdisc™ II Depth Filter Modules

The design makes the difference



SUPRAdisc II modules and housings

Pall SUPRAdisc™ II Depth Filter Modules

The design makes the difference

Introduction

Stacked disc modules have a long history in Food and Beverage applications. They arose out of the need to package sheet-based depth filter technology in more user-friendly, modular closed systems, especially for small batch production or medium flow rate applications. Due to the relative high dirt holding capacity and filtration performance of filter sheet-based products, they provided an optimal and cost-effective solution for handling food and beverage fluids.

The filtration effect of these sheet-based products is based on a combination of surface, depth, and adsorptive filtration. Selected combinations of cellulose, different types of filter aids, or other ingredients in the filter matrix result in a highly porous structure, which achieves effective filtration, including coarse to fine particle removal, colloidal removal, and final filtration.

Classic stacked disc modules represent first generation module design, but they have performance disadvantages.

SUPRAdisc II modules eliminate the disadvantages of classic stacked disc modules. They offer increased capacity, reliability, handling advantages, and robustness, which satisfies customer needs and requirements for a higher performing product.

SUPRAdisc II modules are ideal for many food and beverage applications.

- Particle Removal
- Polishing Filtration
- Final Filtration



Beer

- Particle Removal
- Chill Haze Removal
- Bottling Filtration



Spirits

- Particle Removal
- Polishing Filtration
- Filtration after Stabilization
- Pre-filtration prior to Final Membrane Filters



Wine

- Particle Removal
- Polishing Filtration
- Filtration after Stabilization
- Pre-filtration prior to Final Membrane Filters



Sparkling Wine

- Particle Removal
- Polishing Filtration
- Filtration after Stabilization
- Pre-filtration prior to Final Membrane Filters
- Reduction of *Alicyclobacillus Acidoterrestris*



Fruit Juice

- Particle Removal
- Polishing Filtration
- Final Filtration



Sweeteners and Gelatin

Pall SUPRAdisc™ II Depth Filter Modules

The design makes the difference

Basic construction of classic stacked disc modules

To better appreciate the design advancements of SUPRAdisc II filter modules, an understanding of the basic features and construction of stacked disc modules should be considered.

Since their inception, classic stacked disc modules have been manufactured leaving the cells of media fully exposed within the filter housing (Figures 1 and 2).

- Individual cells are made from two sheets of depth filter media with a polypropylene separator in between them. This separator is sandwiched inside the cell, on the downstream side of the two sheets, as the flow path is from the outside surface of the sheets to the inside (Figure 3).
- A polypropylene seal around the outside edge is used to bind the two sheets together, thus forming one complete cell.
- The cells are stacked on top of each other until the desired height is achieved.
- End caps are then affixed to the center core, thus locking each cell in place and forming a complete stacked disc module.

Design limitations of classic stacked disc modules

Classic stacked disc modules have inherent design limitations.

- Depth media is exposed
 - The integrity of the media can be compromised during shipping, handling, installation and removal. Extra care must be taken to avoid damage.
 - Modules can fall apart when removed from the housing.
- Individual cell proximity to one another is very close. During steaming, rinsing, or filtration, the cells may shift or warp causing individual cells to touch. This causes blinding of portions of each cell, which reduces the effective filtration area.
- Classic stacked disc designs do not withstand any back pressure. With only the downstream support layer (the separator), even as little as 0.05 bar (0.7 psid) of back pressure can rupture the unsupported media in these modules. This is seen as a half moon tear on either the top sheet of the top module or the bottom sheet of the lowest module in the stack, creating fluid bypass areas and compromising filtrate quality.
- Classic stacked disc modules are sensitive to high temperature operations such as hot water sanitization, steaming, or hot filtration. Deformation caused by high temperature exposure is a common problem (Figure 4).

Figure 1



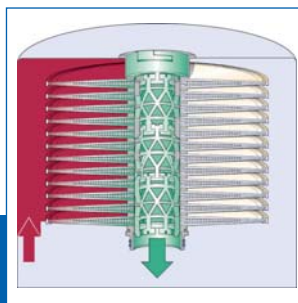
Single filter cell

Figure 2



Classical stacked disc design

Figure 3



Direction of flow

Figure 4



Cell deformities after heat treatment

Pall SUPRAdisc™ II Depth Filter Modules

The design makes the difference

Construction technology of SUPRAdisc II modules

SUPRAdisc II modules (Figure 5) incorporate a double separator concept.

- Alternating outside separators, discs of depth media, and inside separators are affixed to a rigid polypropylene core until the desired height is achieved.
- Two techniques are used to connect the separators:
 - For 287 mm (12 inch) diameter modules, the unique Clip-Seal Interlock is created by using a hydraulic ram to apply pressure and snap and lock the outside to the inside separators. Each disc of filter media is thus sealed in between the separators.
 - For 410 mm (16 inch) diameter modules, the inside/outside separators are connected by ultrasonic welding.
- Locking end caps are then applied to the center core, creating a complete module.

Design features of SUPRAdisc II modules

The unique separator design provides both upstream and downstream support of the filter media. The media is sealed inside a polypropylene cage assembly and is no longer exposed. The unique Clip-Seal Interlock and the welded design connects the outside to the inside separators resulting in an extremely robust design (Figures 6,7).

Each sheet of filtration media is individually sealed and separated. Depth sheets cannot come into contact with each other, eliminating blinding of the media.

Due to the separator channels, SUPRAdisc II modules have close to 100 % effective filtration area that is dimensionally stable during shipment and handling, filtration and removal.

Deformation or cell collapse is no longer an issue and sheet damage during use is minimized. Backflushing to regenerate the modules is now possible.

Backflushing SUPRAdisc II modules

With the use of a backflush set consisting of supporting discs and intermediate distance discs (Figure 8), modules can be backflushed either with water or product in order to remove contaminants and prolong their life.

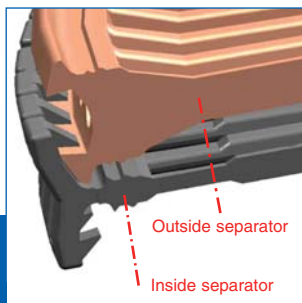
For more detailed information on backflushing and availability of backflush sets, please contact Pall.

Figure 5



New SUPRAdisc II module

Figure 6



New patented separator design

Figure 7



Polypropylene cage assembly

Figure 8



Backflush support and intermediate discs

Pall SUPRAdisc™ II Depth Filter Modules

The design makes the difference

Benefits of SUPRAdisc II modules

SUPRAdisc II modules offer a multitude of benefits that overcome the disadvantages of the classical stacked disc design (Figures 9, 10, 11). These benefits result in important cost savings.


- Longer onstream life, due to highest utilization of the filter sheet area, no blinding of filter surfaces, open design of the separators, optimized drainage, and distribution of incoming fluid to each filter sheet via the outside separator
- Repeated use is possible due to regenerability of the modules with backflushing
- Higher operational security, due to resilience against vacuum or back pressure shocks, and no cell or module deformation from hot operation or sanitization and steaming
- Better handling before and after operation, due to robust design and protection of filter media from exposure and damage
- Higher yields, as rest filtration in reverse flow mode is possible
- High filtrate quality, without chance of bypass, due to module design and use of proven and reliable filter media recipes

SUPRAdisc housings

SUPRAdisc II modules are used in SUPRAdisc housings. Up to 4 modules can be stacked in a housing without concern of deformation or loss of module integrity. This is due to the solid design of the inner tubular core. This center core is capable of carrying the load of the saturated wet weight of the modules, minimizing the compressive forces on individual filter cells, and subsequently the filter sheets.


For further technical and ordering information on Pall SUPRAdisc housings, please consult Pall.

Figure 9



No damage to the SUPRAdisc II modules

Figure 10



No cell blockage due to new separator technology

Figure 11



No cell deformities after heat treatment

Pall SUPRAdisc™ II Depth Filter Modules

The design makes the difference

SUPRAdisc II Module Types

Standard Range

Available in 287 mm (12 inch) and 410 mm (16 inch) diameters, SUPRAdisc II Standard Range modules contain single layer Pall filter sheet media, in K, T, and IR grades (Figure 12).

HP Range

Available only in 410 mm (16 inch) diameter, the SUPRAdisc II HP Range combines 2 different grades of Pall filter sheet media into a single module. A coarse layer on the upstream side and a fine layer on the downstream side allows pre-clarification and clarification in one assembly. Each of the sheet layers is separated by a separator (Figures 13, 14).


A wide range of upstream and downstream sheet combinations is available.

SUPRAdisc II HP modules are not designed for backflushing.

Benefits of SUPRAdisc II HP modules


- Enhanced clarification abilities for fluids with wide particle size distribution, due to graded particle removal. Larger particles are retained by the top sheet layer, thus avoiding plugging of the finer sheet material below. In turn, the downstream layer enables increased efficiency of the upstream layer.
- Up to 30 % higher filtration efficiency than in single layer formats
- Reduced capital expenditure for small batch processing, due to two-step filtration in one housing
- Reduced rinsing water and cleaning chemical consumption

Figure 12




SUPRAdisc II 16" module (Standard Range)

Figure 13



SUPRAdisc II 16" module (HP Range)

Figure 14



Configuration of SUPRAdisc II 16" HP module

Pall SUPRAdisc™ II Depth Filter Modules

The design makes the difference



SUPRAdisc II filter media options

K Series

With 13 different grades of permeability, the K Series modules represent Pall's standard depth filter series. These sheets consist of a cellulose matrix with very fine kieselguhr (diatomaceous earth or DE) mixtures and perlite, as filtration-active substances.

Table 1: Removal performance of K Series Modules

Sheet Media Type	Application	Examples of use
EKS, EK1, EK, KS 50, KS 80	Fine Filtration	<ul style="list-style-type: none"> Microorganism reduction and yeast removal in wine Microorganism reduction in beer with moderate to high microbial load Final filtration of juice and juice concentrate prior to bottling Microorganism reduction in sugar syrups Microorganism reduction in enzyme solutions
K100, K150, K200, K250, K300	Polishing Filtration	<ul style="list-style-type: none"> Polishing filtration of wine Microorganism reduction in beer with low microbial load Fine filtration of beer and yeast removal Fine filtration of beer following DE prefiltration Polishing filtration of beer Prefiltration of juice prior to final membrane filtration Haze removal in apple juice before bottling Polishing filtration of sugar syrups Polishing filtration of enzyme solutions Polishing filtration of thick liquor gelatine Secondary sedimentation prevention in tea
K700, K800, K900	Coarse Filtration	<ul style="list-style-type: none"> Clarification of wine Particle removal in fruit juice Particle removal in tea-based beverages Prefiltration of juice concentrate Polishing filtration of olive oil Clarification of enzyme solutions Clarification of thin liquor gelatine

These modules are used for a wide range of very fine to coarse filtration in many food and beverage applications.



Pall SUPRAdisc™ II Depth Filter Modules

The design makes the difference

SUPRAdisc II filter media options

T Series

The T Series modules include 7 different grades of permeability. Some types consist of a mixture of cellulose and the filtration-active substance perlite, while others consist of pure cellulose.

Table 2: Removal performance of T Series Modules

Sheet Media Type	Application	Examples of use
T950, T1000, T1500	Coarse Filtration	Wine clarification Coarse filtration of natural extracts
T2100, T2600, T3500, T5500	Coarse Filtration	Roughing filtration of spirits Clarification of enzyme solutions

These modules are designed for general purpose coarse filtration, as they are characterized by a loose structure with high particle load capacity.

They also prove to be very successful in filtering viscous fluids, and retaining gel particles or coarsely dispersed components.

IR Series

The IR Series modules include 4 grades of permeability. They are optimal for ion-sensitive applications. Due to a proprietary manufacturing process, they release minimum levels of calcium and magnesium, and negligible levels of iron and copper to the filtered product.

Table 3: Removal performance of IR Series Modules

Sheet Media Type	Application	Examples of use
KS50IR	Fine Filtration	Polishing filtration of white spirits
K100IR, K250IR	Polishing Filtration	Polishing filtration of white spirits Chill haze removal in brown spirits
K800IR	Coarse Filtration	Chill haze removal in brown spirits

IR modules are uniquely suited to filtering distilled spirits, providing a visually bright finished product. In spirits, calcium and magnesium precipitates in the form of sulphate or carbonate compounds often result in particulate turbidity. Pall IR modules reduce the danger of precipitate formation due to their extremely low content of extractables.

The particulate turbidity in spirits often contributes to chill haze caused by esters of the higher fatty acids (C12-C16 chains). In such cases, IR filter sheets distinguish themselves by their selective adsorption capacity that can be used for specific separation of medium to long chain fatty acid esters. The short chain fatty acid esters, which are important for creating the aroma in spirits, are not negatively affected by the removal performance of these modules.

Pall SUPRAdisc™ II Depth Filter Modules

The design makes the difference

SUPRAdisc II Standard Range

This is a guide to the Part Numbering structure only. For specific options, please contact Pall

Part Number:

200 **W**

Table 1 Table 2 Table 3 Table 4 Table 5

Example Part Number:

200 X100 C 232 S P W

See bold reference codes in tables

Table 1

Code	Sheet Media Type
K Series	
XEKS	EKS
XEK1	EK1
XEKO	EK
X050	KS50
X080	KS80
X100	K100
X150	K150
X200	K200
X250	K250
X300	K300
X700	K700
X800	K800
X900	K900
IR Series	
C050	KS50IR
C100	K100IR
C250	K250IR
C800	K800IR
T Series	
T950	T950
T100	T1000
T150	T1500
T210	T2100
T260	T2600
T350	T3500
T550	T5500

Table 2

Code	Adapter	Nominal Height
C	Flat gasket	272 mm (10.7 in)

Table 3

Code	Nominal Diameter	Number of Sheets	Area
232	287 mm (12 in)	32	1.8 m ² (19.4 ft ²)
440	410 mm (16 in)	40	5 m ² (54 ft ²)

Alternative module dimensions are available on request.

Table 4

Code	O-ring Seal Options
S	Silicone (standard)
E	EPDM

Seal materials meet FDA requirements for food contact use detailed in 21 CFR Section 177.2600. Alternative materials are available on request.

Table 5

Code	Cage Assembly
P	Polypropylene

For ordering information relating to SUPRAdisc housings and backflush sets, please contact Pall.

Pall SUPRAdisc™ II Depth Filter Modules

The design makes the difference

SUPRAdisc II HP Range

This is a guide to the Part Numbering structure only. For specific options, please contact Pall

Part Number:

200 **D** **W**

Table 1 Table 2 Table 3 Table 4 Table 5 Table 6

Example Part Number:

200 X D L6 C 420 S P W

See bold reference codes in tables

Table 1

Code	O-ring Seal Options
X	K Series
C	IR Series

Table 2

Code	Sheet Media Combination	
	Top Sheet Prefilter	Bottom Sheet Fine Filter
K Series		
O7	K900	K150
O8	K900	K200
N6	K800	K100
N7	K800	K150
M5	K700	KS80
M6	K700	K100
L4	K300	KS50
L5	K300	KS80
L6	K300	K100
L7	K300	K150
K3	K250	EK
K4	K250	KS50
H2	K200	EK1
H3	K200	EK
H5	K200	KS80
G1	K150	EKS
G2	K150	EK1
G5	K150	KS80
F1	K100	EKS
F3	K100	EK
IR Series		
N4	K800IR	KS50IR
N6	K800IR	K100IR
N9	K800IR	K250IR
K4	K250IR	KS50IR
K6	K250IR	K100IR
F4	K100IR	KS50IR

For alternative combinations, contact Pall.

Table 3

Code	Adapter	Nominal Height
C	Flat gasket	272 mm (10.7 in)

Table 4

Code	Nominal Diameter	Number of Double Layers	Area
420	410 mm (16 in)	20	2.5 m ² (27 ft ²)

Alternative module dimensions are available on request.

Table 5

Code	O-ring Seal Options
S	Silicone (standard)
E	EPDM

Seal materials meet FDA requirements for food contact use detailed in 21 CFR Section 177.2600. Alternative materials are available on request.

Table 6

Code	Cage Assembly
P	Polypropylene

For ordering information relating to SUPRAdisc housings and backflush sets, please contact Pall.



Pall SUPRAdisc™ II Depth Filter Modules

The design makes the difference



Pall Corporation

Pall Food and Beverage

25 Harbor Park Drive
Port Washington, NY 11050
+1 516 484 3600 telephone
+1 866 905 7255 toll free US
foodandbeverage@pall.com

Portsmouth - UK
+44 (0)23 9230 3303 telephone
+44 (0)23 9230 2507 fax
processuk@pall.com

Visit us on the Web at www.pall.com/foodandbev

Pall Corporation has offices and plants throughout the world. For Pall representatives in your area, please go to www.pall.com/contact

Please contact Pall Corporation to verify that the product conforms to your national legislation and/or regional regulatory requirements for water and food contact use.

Because of technological developments related to the products, systems, and/or services described herein, the data and procedures are subject to change without notice. Please consult your Pall representative or visit www.pall.com to verify that this information remains valid. Products in this document may be covered by one or more of the following patent numbers: EP 1,294,462.

© Copyright 2009, Pall Corporation. Pall, , Seitz and SUPRAdisc trademarks of Pall Corporation.

® Indicates a trademark registered in the USA. *Filtration. Separation. Solution.*SM is a service mark of Pall Corporation.